

F3A Aerobatics Preliminary Schedule 2016-17

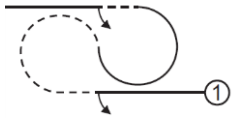



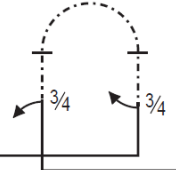
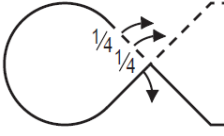
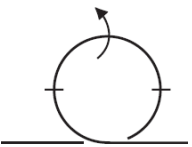
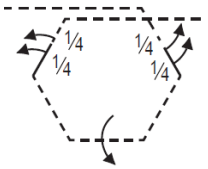
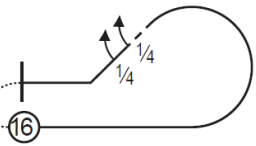
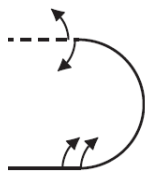
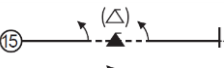
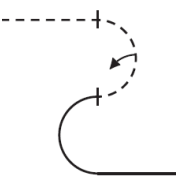

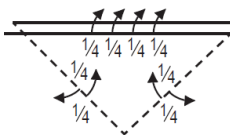
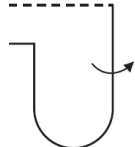
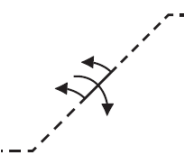

Event: _____

Date: _____

Pilot: _____

Round: _____

Class: _____

1 	2 	3 	4 	5 																																																							
<table border="1" style="width: 100%; border-collapse: collapse;"> <thead> <tr> <th style="width: 5%;">No</th> <th style="width: 85%;">Manoeuvre</th> <th style="width: 10%;">K</th> </tr> </thead> <tbody> <tr><td>1</td><td>Eye-Catcher with 1/2 roll, 1/2 roll</td><td>3</td></tr> <tr><td>2</td><td>Half Square Loop with 1/2 roll</td><td>2</td></tr> <tr><td>3</td><td>Knife-Edge Combination with 1/4 roll, roll, 1/4 roll</td><td>4</td></tr> <tr><td>4</td><td>Stall Turn with two consecutive 1/4 rolls</td><td>3</td></tr> <tr><td>5</td><td>Humpty-Bump with 3/4, 1/2 knife-edge loop, 3/4 rolls</td><td>5</td></tr> <tr><td>6</td><td>Comet with two consecutive 1/4 rolls, 1/2 roll</td><td>3</td></tr> <tr><td>7</td><td>Six-sided Loop with two consecutive 1/4 rolls, roll, two consecutive 1/4 rolls</td><td>4</td></tr> <tr><td>8</td><td>Split S Reverse Immelmann Combination with two 1/2 rolls, two 1/2 rolls</td><td>3</td></tr> <tr><td>9</td><td>Figure S with 1/2 roll integrated</td><td>5</td></tr> <tr><td>10</td><td>Spin with three turns, 1/2 roll</td><td>4</td></tr> <tr><td>11</td><td>45° Upline with consecutive 1/2 roll, roll, 1/2 roll</td><td>4</td></tr> <tr><td>12</td><td>Reverse Pull-Pull-Push-Humpty-Bump with roll (Option: with 1/4 roll, 3/4 roll)</td><td>3</td></tr> <tr><td>13</td><td>Triangle Loop with two consecutive 1/4 rolls, two consecutive 1/4 rolls, four consecutive 1/4 rolls</td><td>4</td></tr> <tr><td>14</td><td>Half Square Loop on Corner with 1/2 roll</td><td>2</td></tr> <tr><td>15</td><td>Roll Combination with consecutive 1/2 roll, snap roll, 1/2 roll</td><td>4</td></tr> <tr><td>16</td><td>Half Cuban 8 with consecutive two 1/4 rolls</td><td>2</td></tr> <tr><td>17</td><td>Loop with roll integrated</td><td>5</td></tr> </tbody> </table>					No	Manoeuvre	K	1	Eye-Catcher with 1/2 roll, 1/2 roll	3	2	Half Square Loop with 1/2 roll	2	3	Knife-Edge Combination with 1/4 roll, roll, 1/4 roll	4	4	Stall Turn with two consecutive 1/4 rolls	3	5	Humpty-Bump with 3/4, 1/2 knife-edge loop, 3/4 rolls	5	6	Comet with two consecutive 1/4 rolls, 1/2 roll	3	7	Six-sided Loop with two consecutive 1/4 rolls, roll, two consecutive 1/4 rolls	4	8	Split S Reverse Immelmann Combination with two 1/2 rolls, two 1/2 rolls	3	9	Figure S with 1/2 roll integrated	5	10	Spin with three turns, 1/2 roll	4	11	45° Upline with consecutive 1/2 roll, roll, 1/2 roll	4	12	Reverse Pull-Pull-Push-Humpty-Bump with roll (Option: with 1/4 roll, 3/4 roll)	3	13	Triangle Loop with two consecutive 1/4 rolls, two consecutive 1/4 rolls, four consecutive 1/4 rolls	4	14	Half Square Loop on Corner with 1/2 roll	2	15	Roll Combination with consecutive 1/2 roll, snap roll, 1/2 roll	4	16	Half Cuban 8 with consecutive two 1/4 rolls	2	17	Loop with roll integrated	5	6 
No	Manoeuvre	K																																																									
1	Eye-Catcher with 1/2 roll, 1/2 roll	3																																																									
2	Half Square Loop with 1/2 roll	2																																																									
3	Knife-Edge Combination with 1/4 roll, roll, 1/4 roll	4																																																									
4	Stall Turn with two consecutive 1/4 rolls	3																																																									
5	Humpty-Bump with 3/4, 1/2 knife-edge loop, 3/4 rolls	5																																																									
6	Comet with two consecutive 1/4 rolls, 1/2 roll	3																																																									
7	Six-sided Loop with two consecutive 1/4 rolls, roll, two consecutive 1/4 rolls	4																																																									
8	Split S Reverse Immelmann Combination with two 1/2 rolls, two 1/2 rolls	3																																																									
9	Figure S with 1/2 roll integrated	5																																																									
10	Spin with three turns, 1/2 roll	4																																																									
11	45° Upline with consecutive 1/2 roll, roll, 1/2 roll	4																																																									
12	Reverse Pull-Pull-Push-Humpty-Bump with roll (Option: with 1/4 roll, 3/4 roll)	3																																																									
13	Triangle Loop with two consecutive 1/4 rolls, two consecutive 1/4 rolls, four consecutive 1/4 rolls	4																																																									
14	Half Square Loop on Corner with 1/2 roll	2																																																									
15	Roll Combination with consecutive 1/2 roll, snap roll, 1/2 roll	4																																																									
16	Half Cuban 8 with consecutive two 1/4 rolls	2																																																									
17	Loop with roll integrated	5																																																									
17 				7 																																																							
16 				8 																																																							
15 				9 																																																							
14 	13 	12 	11 	10 																																																							

Judges Signature: _____