

F3A Aerobatics Finals Schedule 2016-17

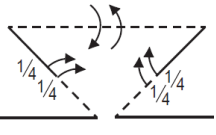
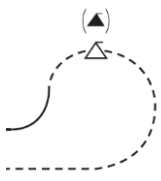
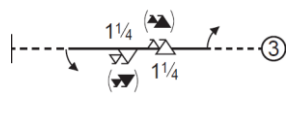
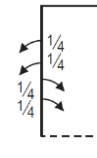
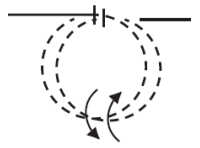
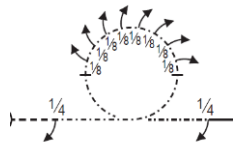

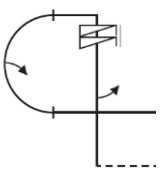
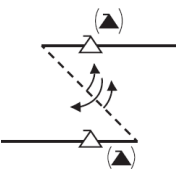
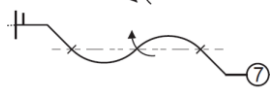
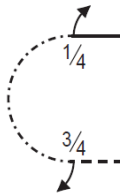
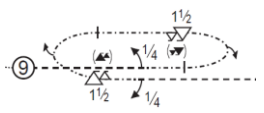
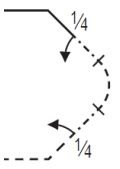
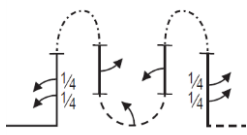
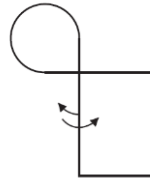
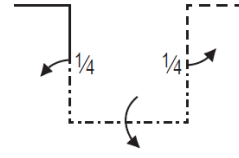
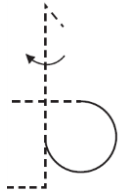
Event: _____

Date: _____

Pilot: _____

Round: _____

Class: _____

1 	2 	3 	4 	5 																																																						
17 	<table border="1" style="width: 100%; border-collapse: collapse;"> <thead> <tr> <th style="width: 5%;">No</th> <th style="width: 75%;">Manoeuvre</th> <th style="width: 20%;">K</th> </tr> </thead> <tbody> <tr> <td>1</td> <td>Triangle with two consecutive 1/4 rolls, two consecutive rolls, two consecutive 1/4 rolls</td> <td>4</td> </tr> <tr> <td>2</td> <td>Turnaround-Avalanche with snap-roll</td> <td>3</td> </tr> <tr> <td>3</td> <td>Roll Combination with consecutive 1/2 roll, two 1/4 snap-rolls, 1/2 roll</td> <td>5</td> </tr> <tr> <td>4</td> <td>Half Square Loop with two consecutive 1/4 rolls, two consecutive 1/4 rolls</td> <td>3</td> </tr> <tr> <td>5</td> <td>Two Loops with rolls integrated</td> <td>5</td> </tr> <tr> <td>6</td> <td>Half Square Loop with consecutive roll, 1/2 roll</td> <td>2</td> </tr> <tr> <td>7</td> <td>Barrel-Roll</td> <td>4</td> </tr> <tr> <td>8</td> <td>Knife-Edge Split S Reverse Immelmann Combination with 1/4 roll, 3/4 roll</td> <td>4</td> </tr> <tr> <td>9</td> <td>Horizontal Double Immelmann Circle with 1/4 roll, 1/2 roll integrated, 1 1/2 snap-roll, 1/2 roll integrated, 1 1/2 snap-roll, 1/4 roll</td> <td>6</td> </tr> <tr> <td>10</td> <td>Figure 6 with stall turn, roll</td> <td>4</td> </tr> <tr> <td>11</td> <td>Inverted Top Hat with 1/4 roll, roll, 1/4</td> <td>6</td> </tr> <tr> <td>12</td> <td>Figure 9 with consecutive 1/2 roll, roll</td> <td>3</td> </tr> <tr> <td>13</td> <td>Big-M with two consecutive 1/4 rolls, 1/2 roll, 1/2 roll integrated, 1/2 roll, two consecutive 1/4 rolls</td> <td>4</td> </tr> <tr> <td>14</td> <td>Half Square Knife-Edge Loop on Corner with 1/4 roll, 1/4 roll</td> <td>4</td> </tr> <tr> <td>15</td> <td>Figure Z with snap-roll, consecutive 1/2 roll, roll, 1/2 roll, snap-roll</td> <td>5</td> </tr> <tr> <td>16</td> <td>Clown Dance with 1/2 roll integrated, spin 2 turns, 1/2 roll</td> <td>4</td> </tr> <tr> <td>17</td> <td>Knife-Edge Loop with consecutive eight 1/8 rolls integrated</td> <td>4</td> </tr> </tbody> </table>			No	Manoeuvre	K	1	Triangle with two consecutive 1/4 rolls, two consecutive rolls, two consecutive 1/4 rolls	4	2	Turnaround-Avalanche with snap-roll	3	3	Roll Combination with consecutive 1/2 roll, two 1/4 snap-rolls, 1/2 roll	5	4	Half Square Loop with two consecutive 1/4 rolls, two consecutive 1/4 rolls	3	5	Two Loops with rolls integrated	5	6	Half Square Loop with consecutive roll, 1/2 roll	2	7	Barrel-Roll	4	8	Knife-Edge Split S Reverse Immelmann Combination with 1/4 roll, 3/4 roll	4	9	Horizontal Double Immelmann Circle with 1/4 roll, 1/2 roll integrated, 1 1/2 snap-roll, 1/2 roll integrated, 1 1/2 snap-roll, 1/4 roll	6	10	Figure 6 with stall turn, roll	4	11	Inverted Top Hat with 1/4 roll, roll, 1/4	6	12	Figure 9 with consecutive 1/2 roll, roll	3	13	Big-M with two consecutive 1/4 rolls, 1/2 roll, 1/2 roll integrated, 1/2 roll, two consecutive 1/4 rolls	4	14	Half Square Knife-Edge Loop on Corner with 1/4 roll, 1/4 roll	4	15	Figure Z with snap-roll, consecutive 1/2 roll, roll, 1/2 roll, snap-roll	5	16	Clown Dance with 1/2 roll integrated, spin 2 turns, 1/2 roll	4	17	Knife-Edge Loop with consecutive eight 1/8 rolls integrated	4	6 
No	Manoeuvre	K																																																								
1	Triangle with two consecutive 1/4 rolls, two consecutive rolls, two consecutive 1/4 rolls	4																																																								
2	Turnaround-Avalanche with snap-roll	3																																																								
3	Roll Combination with consecutive 1/2 roll, two 1/4 snap-rolls, 1/2 roll	5																																																								
4	Half Square Loop with two consecutive 1/4 rolls, two consecutive 1/4 rolls	3																																																								
5	Two Loops with rolls integrated	5																																																								
6	Half Square Loop with consecutive roll, 1/2 roll	2																																																								
7	Barrel-Roll	4																																																								
8	Knife-Edge Split S Reverse Immelmann Combination with 1/4 roll, 3/4 roll	4																																																								
9	Horizontal Double Immelmann Circle with 1/4 roll, 1/2 roll integrated, 1 1/2 snap-roll, 1/2 roll integrated, 1 1/2 snap-roll, 1/4 roll	6																																																								
10	Figure 6 with stall turn, roll	4																																																								
11	Inverted Top Hat with 1/4 roll, roll, 1/4	6																																																								
12	Figure 9 with consecutive 1/2 roll, roll	3																																																								
13	Big-M with two consecutive 1/4 rolls, 1/2 roll, 1/2 roll integrated, 1/2 roll, two consecutive 1/4 rolls	4																																																								
14	Half Square Knife-Edge Loop on Corner with 1/4 roll, 1/4 roll	4																																																								
15	Figure Z with snap-roll, consecutive 1/2 roll, roll, 1/2 roll, snap-roll	5																																																								
16	Clown Dance with 1/2 roll integrated, spin 2 turns, 1/2 roll	4																																																								
17	Knife-Edge Loop with consecutive eight 1/8 rolls integrated	4																																																								
16 	17 	7 	8 	9 																																																						
14 	13 	12 	11 	10 																																																						

Judges Signature: _____